

Directions & Suggestions

Directions

Option 1: Take turns rolling dice. Color one of the pictures below the corresponding dice. If all pictures in that column are colored, the student loses that turn. Whoever colors all the pictures first, wins!

Option 2: Take turns rolling dice. Use Bingo chips, a dauber or playdoh (laminated page) to cover a picture under the corresponding column. Whoever covers all the pictures first, wins!

Option 3: Give each student a different color dauber or Bingo chips. Take turns rolling the dice. Students cover one picture under the corresponding column. Students can only cover one picture per column. The student who covers one picture from each column first, wins!

Suggestions

Articulation - Say a word the number of times on the dice before coloring an item.

Describing - Describe each item before coloring.

Categories - Before coloring an item, have students name 2 items in a category or ask students to name the category of an item given.

Antonyms & Synonyms - Have students name an antonym or synonym of a given word before coloring each item.











Associations - Name one item that is associated with the item that is being colored.







Compare & Contrast - Compare the item that is being colored with another item that is given.

Sentences/Grammar - Have students produce a sentence using one of the pictures.

WH Questions - Have students ask or answer questions about the pictures.

Other - Use the picture or word lists from the membership library. Have students complete a task before taking a turn.







Get more ideas + tips by following me on social media!



TERMS OF USE

This resource was created by Jennifer Bradley from Speech Therapy Plans. Purchasing this product gives the right for ONE person to use it in the classroom or in therapy.

You may make copies for your own students. You may not duplicate this resource or share with anyone. This includes co-workers, school districts, friends, etc. You may not upload this resource on to any website or blog including school district sites, teacher sites, etc.

If more than one person is interested in using this resource, purchase additional licenses for 10% off in my TPT store.

Thank you for respecting my hard work.

Fonts and Clip Art used in this product were made by

