

Index & Instructions

Page 3

1. Write words (sounds or language tasks) in each blank box. Students color, cut and paste each picture onto one of the blank boxes. Before coloring, cutting and pasting onto one of the boxes, have students complete that language task or say that sound 10X.
2. Use for sequencing and have students color, cut and paste the order of events.
3. Have students retell the story as they color, cut and paste the pictures onto the boxes.

Page 4

1. Have students write descriptions of the pictures or describe the different events from the story.
2. Ask students questions about each picture and have them write or draw their answers in the boxes.

Page 5

1. Have students write or draw what they do on Valentine's Day.
2. Have students write or draw their own Valentine's Day story.

Page 6

1. Use as a play dough smash mat.
2. Write language tasks or words in each heart. Have students complete the task or say that word 10X before coloring the heart.

Page 7

1. Discuss the story or have students retell the story while students color the picture.
2. Have students color one heart each time they produce their sound.

Pages 8-10

Cut out all parts from pages 8-10 and assemble by placing in the pages in the following order: Cover (page 8), Characters, Setting, Problem, Resolution, Last Page (page 8). Staple the pages together.

1. Use for story retell, answering wh questions, sequencing, describing, sentence formation, sounds in conversation, etc.

Index & Instructions

Page 11

Just like Cornelia, have students make their own cards using the hearts provided.

1. Use for following directions, sounds in conversation, sentences, describing, answering questions, compare and contrast.

Pages 12 & 13

Print, laminate and cut out the 4 Bingo boards. Use the cards from pages 13-17 for pull cards.

1. Use for following directions, vocabulary, sounds, sentences, describing, comparing, answering questions.
2. Have students complete 1 language task or say their sound 5X before taking a turn.

Pages 14-18

1. Print out, laminate and cut two sets of the cards. Use these cards for memory, go fish or war.
2. Use for Bingo game.




Pages 19-24

Choose one page from pages 20 - 24 to use in therapy. Cut along each horizontal line to create 10 'flaps'. Glue the center (only the center line) to the center of page 19.

1. Have students draw or write the answers under each flap.
2. Cut out the pictures from page 23 or 24 and have students glue them under the corresponding flaps on pages 20, 21 or 22.


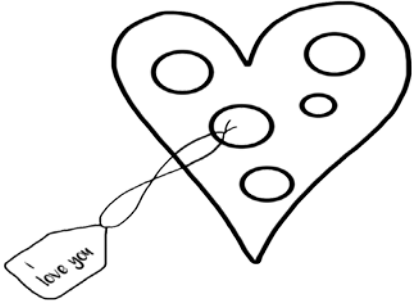
Pages 25-28

All words on each list come from the book.











The Day It Rained Hearts




My Valentine's Story

The Day It Rained Hearts



The Day It Rained Hearts



Title:

author:



©Speech Therapy Plans

My favorite part of the story was...

I didn't like...

©Speech Therapy Plans

©Speech Therapy Plans

Characters

©Speech Therapy Plans


Setting







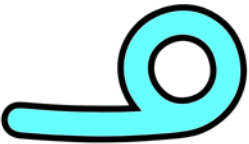
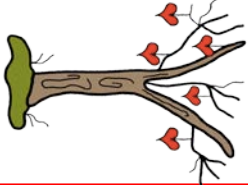

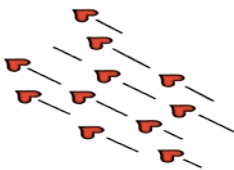



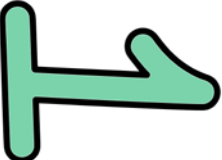
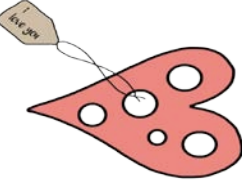





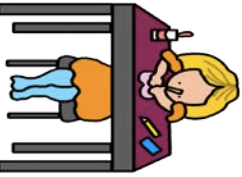








©Speech Therapy Plans

Pr♥blem



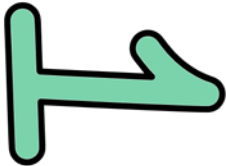

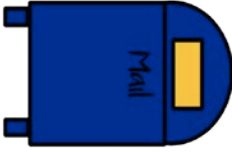

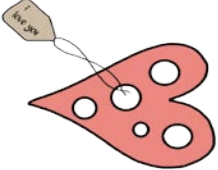

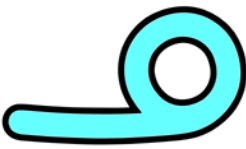






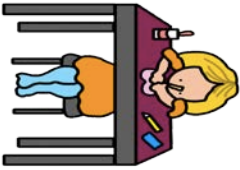

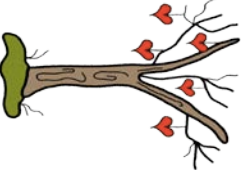










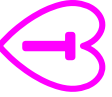
©Speech Therapy Plans

R-es♥lution




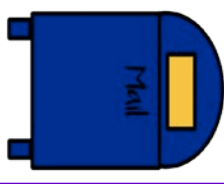




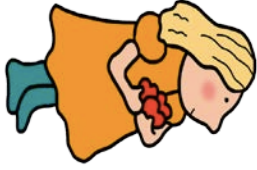









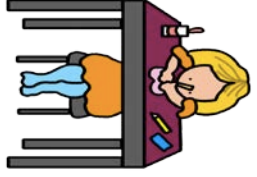

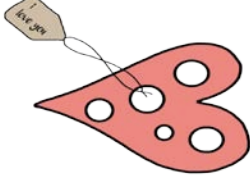
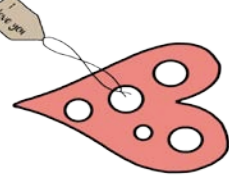



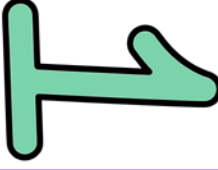
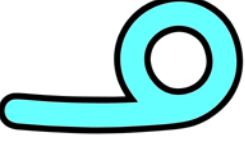
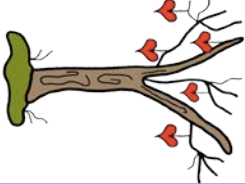



					
					
		<p>FREE SPACE</p>			
					
					

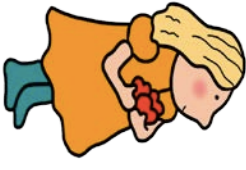





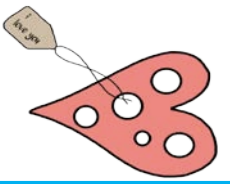





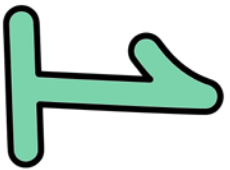








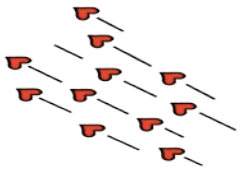



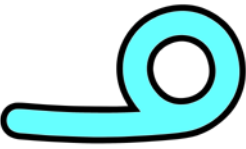

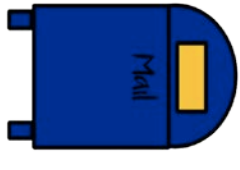

©Speech Therapy Plans

					
					
		<p>FREE SPACE</p>			
					
					


©Speech Therapy Plans

					
					
		<p>FREE SPACE</p>			
					
					

©Speech Therapy Plans

					
					
		<p>FREE SPACE</p>			
					
					

©Speech Therapy Plans




©Speech Therapy Plans



©Speech Therapy Plans



©Speech Therapy Plans




©Speech Therapy Plans



©Speech Therapy Plans




©Speech Therapy Plans




©Speech Therapy Plans



©Speech Therapy Plans



©Speech Therapy Plans



©Speech Therapy Plans

The Day
It Rained
Hearts


©Speech Therapy Plans




©Speech Therapy Plans



©Speech Therapy Plans



©Speech Therapy Plans




©Speech Therapy Plans



©Speech Therapy Plans



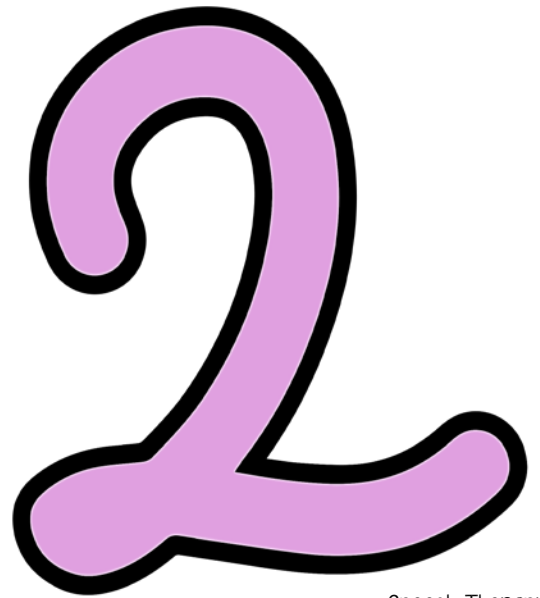
©Speech Therapy Plans



©Speech Therapy Plans



©Speech Therapy Plans



©Speech Therapy Plans



©Speech Therapy Plans



©Speech Therapy Plans



©Speech Therapy Plans



©Speech Therapy Plans

7

©Speech Therapy Plans

8

©Speech Therapy Plans

9

©Speech Therapy Plans

WILD

©Speech Therapy Plans

WILD

©Speech Therapy Plans

WILD

©Speech Therapy Plans

Who was the main character?

W

Why do you think it rained hearts?

H

Who received the cards?

Q

Why did she make cards?

U

What did it rain?

E

When did Cornelia Augusta make the cards?

S

What did the main character make?

T

When did it rain hearts?

I

♥

Where did she put the cards when she was finished?

N

Where do you think each of her friends lived?

S

What do you think will happen in the book?

Describe Cornelia Augusta.

Define 3 words from the book.

Compare & contrast the different cards.

Sequence 5 events in the story.

How do you think the book will end?

Describe the cards.

Define 3 words from the book.

Compare & contrast the friends.

Retell the story in your own words.

D
E
T
A
I
L
S

9

7

5

3

1

G

Z

—

C

Z

F

C

Q

F

S



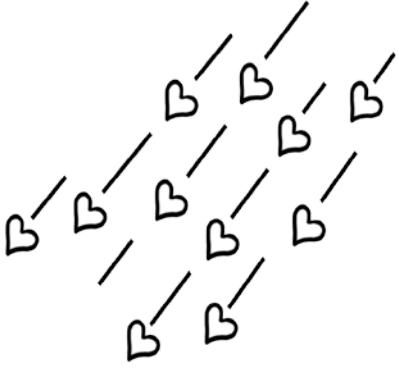
10

8

6

4

2



S U F T P U C H P

P List

Paper
Pasted
Patterns
Perfect
Person
Piece
Put

Especially

Stamp

B List

Back
Ball
Be
Because
But

©Speech Therapy Plans

M List

Making
Mailed
Many
Matter
Mind
More
Must

Stamp

From
Handsome
Some
Them

©Speech Therapy Plans

D List

Day
Decided
Design
Didn't
Different
Doubt
Drew

Cards
Folded
Friends
Needle

And
Around
Card
Decided
Found
Glued
Had
Hard
Pasted
Rained
Side
Started
Thread
Would

©Speech Therapy Plans

N List

Know
Needle
Never
Next
Not

Another
Anyway
Center
Cornelia
Different
Found
Friend
Front
Handsome
Instantly
Many
Painted
Rained
Valentine

An
Cotton
Design
In
On
One
Pattern
Person
Seven
Then
Valentine

©Speech Therapy Plans

T List

To
Together
Took

After
Center
Cotton
Getting
Instantly
Matter
Painted
Pasted
Started
Valentines

At
Cut
Different
Eight
Front
Heart
Left
Perfect
Right
Set
Soft
That
Thought
White

©Speech Therapy Plans

F List

Folded
For
Found

After
Different
Left
Perfect
Soft

Half

V List

Valentines
Very

Lived
Never
Seven

Of
Receive

©Speech Therapy Plans

K List

Cards
Carefully
Caught
Colors
Cornelia
Cotton
Cut

Because
Circles
Looked
Making
Perfect

Back
Like
Make
Took
Work

G List

Getting
Glued

Again
Augusta
Together

Strung

©Speech Therapy Plans

L List

Largest
Left
Less
Lived
Looked

Alike
Carefully
Colors
Cornelia
Especially
Folded
Instantly
Mailed
Valentines

All
Ball
Circle
Needle
Small

J List

Just
Arranged

Largest

©Speech Therapy Plans

R List

Rained
Receive
Right

After
Another
Cards
Carefully
Center
Circles
Color
Cornelia
Different
For
Hard
Her
Hearts

Largest
Matter
More
Never
Paper
Pattern
Perfect
Started
Very
Were
Where
Work
Year

©Speech Therapy Plans

S List

Center
Saw
Set
Seven
Side
So
Soft
Some

Decided
Especially
Receive

Close
Hearts
Less
Piece
This

©Speech Therapy Plans

Z List

Design
Wash't

Because
Circles
Ones
Patterns
These
Valentines
Was
Ways
Years

©Speech Therapy Plans

SH List

She

CH List

Each
Which

TH List

That
The
Them
There
These
This
Thought
Thread

Another
Other
Together

With

©Speech Therapy Plans

S Blends

Stamp
Started
Strung

Augusta
Especially
Instantly
Pasted

Just
Largest
Must

R Blends

Drew
Friends

Front
Strung

Thread

L Blends

Close
Glued

©Speech Therapy Plans

Antonyms

Day
One
Started
Hard
More
Close
Work
All
Different
Back
Right
Friend
Less

Alike
Together
Took
White
Soft
Left
Largest
Small
Many
Half
No
Receive
Never

©Speech Therapy Plans

Synonyms

Started
Thought
Saw
Looked
Hard
Close
Small

Many
Alike
Handsome
Pasted
Center
Receive

©Speech Therapy Plans

Homonyms

Hard
Back
Right
Circle

Stamp
Saw
Drew
Matter

©Speech Therapy Plans

Homophones

One
Rain
Some
For
Right
Know

Piece
Be
So
In
Mail
Eight

©Speech Therapy Plans

Rhyming

Day
It
And
One
She
So
More
Be
Set
Make

Each
Back
Side
Know
Right
Knew
Small
Not
Way
Eight

©Speech Therapy Plans

Nouns

Day
Heart
Rain
Card
Friend
Needle
Thread

Paper
Cotton Ball
Stamp
Cornelia
Person
Circle
Year

©Speech Therapy Plans

Verbs

Rained
Start
Caught
Get
Thought
Work
Make
Saw
Look
Decide
Found

Strung
Paste
Glue
Knew
Drew
Cut
Paint
Fold
Receive
Live

©Speech Therapy Plans

What Questions

What was the girl's name?
What did she catch?
What did she make?
What did she glue on the heart?
What did she do with the cards?
What did she string together?
What did she draw on the heart?
What did she paint?
What happened outside?
What happened the next year?

©Speech Therapy Plans

When & Where Questions

When did she catch hearts?
Where did she catch hearts?
When did she make cards?
When did she mail the cards?
Where did she put the finished cards?
Where did she find all of the hearts?
When did it rain hearts?
Where did she put the stamp?
Where did she put the cotton ball?
When will she make cards again?

©Speech Therapy Plans

Who Questions

Who is Cornelia?
Who did she send cards to?
Who caught the hearts?
Who received the cards?
Why did she make Valentine's cards?
Why do you think it rained hearts?
Why did she put a stamp on the cards?
Why did Cornelia make different cards?
Why did she catch a lot of hearts?
Who have you made cards for?

©Speech Therapy Plans

©Speech Therapy Plans

If you like these materials, you will love the [SpeechTherapyPlans.com](https://www.SpeechTherapyPlans.com) membership!

In 2017, I started a membership site, [SpeechTherapyPlans.com](https://www.SpeechTherapyPlans.com). As a member, SLPs have access to a growing library of my therapy materials and monthly therapy plans. Most of my TPT materials are on this site (\$500+ and growing)!

If you are interested in having access to my no prep and no print materials, games, activities, book companions and more, join us at [SpeechTherapyPlans.com](https://www.SpeechTherapyPlans.com).

As a thank you for your purchase, here is a coupon code for 20% off the monthly or annual price! Coupon Code: TPTFollower



Thank you for your support! I truly hope that you and your students love these materials!
~Jen